



Thank you for using Motion Concepts eForms.

Motion Concepts is pleased to offer you an upgraded solution to your ordering process. Our enhanced order forms allow you to fill out a form electronically, print and fax the form, save and email* it to Customer Service, or maintain the business practices that work for you today. The format has been revised to reveal a cleaner look with electronic selection and input functions.



Adobe Acrobat Reader DC

* Interactive functions of our new forms work best with the latest version of Adobe Acrobat Reader DC visit <https://get.adobe.com/reader/> to download and install on your PC or Mac or visit Google Play/ iTunes to download the Adobe Acrobat Reader DC app for your device.

Save

Adobe Acrobat Reader DC allows you to save this form with your content - to complete later or use as a starting point for your next form. Please note that content must be added and saved in Acrobat - saving content from completed forms in the browser may not be possible.

SAVE

Submit

Adobe Acrobat Reader DC allows you to submit this form electronically via your email client.

Simply click the submit button below and step through the simple process.

SUBMIT

CLEAR FORM

Print

If you do not have access to Adobe Acrobat Reader DC simply print this form and complete it by hand and fax it to our Customer Service Department at:

888-433-6818

PRINT FORM



ULTRA LOW MAXX CG POWER POSITIONING SYSTEM ON ROVI X3 BASE

US PRICE LIST AND ORDER FORM - Price Effective May 1, 2025

PRINT FORM

SAVE

CLEAR FORM

Motion Concepts Customer Service: 1-888-433-6818

quotes@motionconcepts.com

REQUIRED INFORMATION

Quote Order

Date of Order: _____ Dealer Account #: _____

Dealer Name: _____

PO #: _____ Tag: _____

Purchasing Contact: _____

Phone: _____ Fax: _____

E-mail: _____

ATP/Therapist: _____

Ship to Address: _____

City: _____ State: _____

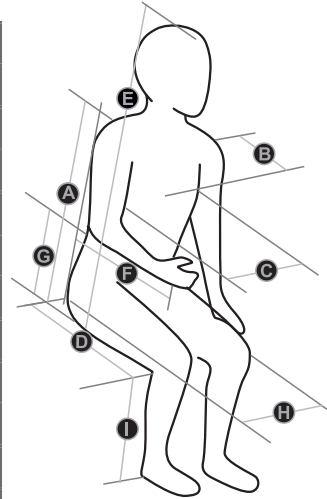
Zip: _____ Client Gender: M F

Special Client Conditions: _____

REQUIRED MEASUREMENTS

To ensure system is accurately configured please fill in all **REQUIRED*** measurements

Client Height*	
Client Weight (lbs)*	
A. Seat to Shoulder	
B. Trunk Depth	
C. Chest Width	
D. Knee to Back	
E. Seat to Top of Head	
F. Back to Joystick	
G. Seat to Elbow	
H. Hip Width	
I. Knee to Heel*	
Cushion Thickness*	



BASE VITALS

HCPCS CODES	K0856, K0861
SUSPENSION SYSTEM	Active Ride Control (ARC)
BASE WIDTH	23.25"
BASE LENGTH	36.5"
DRIVE WHEEL SIZE ⁽¹⁾	14"
CASTER WHEEL SIZE (front/rear) ⁽¹⁾	6"
TURNING RADIUS	19.5"
DRIVETRAIN	4-pole Motors

⁽¹⁾ All X3 wheels come with solid inserts

⁽²⁾ Actual driving range and speed may vary due to factors such as user weight, type and grade of terrain, battery condition & charge level; type and condition of the drive wheels, and variations in the drive and control systems.

BATTERIES	2 x M34
BATTERY CHARGER	8A, Off Board
BATTERIES WEIGHT (each)	38.5 lbs (M34)
RANGE ⁽²⁾	17.7 miles
WEIGHT CAPACITY	300 lbs
BASE WEIGHT (w/o batteries)	157 lbs
GROUND CLEARANCE	3"
MAXIMUM SPEED	6.2 mph

SINGLE POWER OPTION K0856

MULTIPLE POWER OPTIONS K0861



Ultra Low Maxx CG Power Positioning System

Rovi X3 Base

Dealer Name: _____

Dealer Account Number: _____

PO #: _____

Tag: _____

REHAB SEAT BASE OPTIONS⁽¹⁾

- 888WNLEX3-SP-RS ROVI X3 VR2
5.0 mph Motors
HCPCS code K0848\$9,790
- 888WNLEX3-MPS-RS ROVI X3 R-NET⁽²⁾
5.8 mph Quick Speed Motors
HCPCS code K0848\$10,390

1. Includes: Active Ride Control suspension, tie-down hardware for 4-point strap system, 8 amp off-board charger, flat free inserts and positioning belt. Weight capacity is 300 lbs. Must select Joystick separately.
2. R-Net Controller and Harness required

SINGLE POWER BASE OPTIONS⁽¹⁾

- 888WNLEX3-SP ROVI X3 VR2
5.0 mph Motors
HCPCS code K0856\$6,795
- 888WNLEX3-MPS ROVI X3 R-NET⁽²⁾
5.8 mph Quick Speed Motors
HCPCS code K0856\$7,395

1. Includes: Active Ride Control suspension, tie-down hardware for 4-point strap system, 8 amp off-board charger, flat free inserts and positioning belt. Weight capacity is 300 lbs. Must select Joystick separately.
2. R-Net Controller and Harness required

MULTIPLE POWER BASE OPTION⁽¹⁾

- 888WNLEX3-MPM ROVI X3 R-NET⁽²⁾
5.8 mph Quick Speed Motors
HCPCS code K0861\$7,395

1. Includes: Active Ride Control suspension, tie-down hardware for 4-point strap system, 8 amp off-board charger, flat free inserts and positioning belt. Weight capacity is 300 lbs. Must select Joystick separately.
2. R-Net Controller and Harness required

SEAT-TO-FLOOR HEIGHT⁽¹⁾

- STF17 17" Seat-To-FloorN/C
- STF18 18" Seat-To-FloorN/C
- STF19 19" Seat-To-FloorN/C
- STF20 20" Seat-To-FloorN/C

1. Seat-to-floor height is measured at the front of the seat pan based on a standard seat size. Seat-to-floor height may vary +/- .25" dependent on condition of the power base and seat depths greater than 18"

WHEELCHAIR TRANSPORT BRACKETS

- XBKTS Wheelchair Transport Brackets⁽¹⁾\$250
- XRO Transport Ready Option⁽²⁾⁽⁴⁾\$275
- XROE Transport Ready Option for Elevate⁽²⁾⁽³⁾⁽⁴⁾\$275

1. For unoccupied use only
2. XRO meets ISO-7176 Part 19
3. Required for Elevate Systems to meet ISO-7176 Part 19, includes two additional tie-down loops on rail.
4. Must select a Motion Concepts or Matrix Elan headrest with hardware and Motion Concepts Standard Rehab, High Back or Matrix Upgradeable back. Comes with pelvic safety belt standard, please select XROBELT on page 5.

TIRE OPTIONS

- STIRES Standard Solid Tires STD
- PTIRES Pneumatic Tires\$199

HIGHSPEED MOTORS AND ENHANCED DRIVING⁽¹⁾

- HSM62 Optional 6.2 mph High Speed Motors⁽²⁾\$950
Must order OnTraxx Enhanced Driving Module
- OEDM OnTraxx Enhanced Driving Module⁽³⁾
HCPCS code K0108\$750

1. Not available with VR2 Bases.
2. When selecting an increased speed motor package there is a reduction in torque output by roughly 15%.
3. Recommended for use with Specialty Drive Controls

R-NET CONTROLLER AND HARNESS⁽¹⁾

- D51109 R-Net Expandable Controller
HCPCS code E2377\$615
- REH R-Net Harness Expandable Controller
HCPCS code E2313\$595

1. Required for R-Net Bases

JOYSTICKS

- D50677 VR2 Non-Expandable Joystick
Drive Only⁽¹⁾N/C
- D50680 VR2 Non-Expandable
with 2 Actuator Controls⁽¹⁾N/C
- D51122 R-Net LED Joystick⁽²⁾⁽³⁾N/C
- D51108 R-Net LED Joystick for Lights⁽²⁾⁽⁴⁾N/C
- D51165 R-Net Color Remote Joystick
with Monojacks⁽²⁾⁽³⁾\$600
- D50982 R-Net Color Remote Joystick
with Monojacks for Lights⁽²⁾⁽⁴⁾\$600
- D51711 R-Net Advanced Joystick⁽²⁾⁽⁵⁾\$995

1. For VR2 Bases only. Fender lights operate through Single Push Button.
2. For R-Net Bases only.
3. Must order Through Switch Electronics (SFCB, MFCBS). Fender lights operate through separate Single Push Button.
4. Must order Though Joy Electronics (SFCBA, DFCBD, MFCBD). Fender lights operate through Joystick Buttons.
5. 3.5" high-resolution VGA color display, IR Control as standard, includes integrated Bluetooth Module. If selecting Through Switch Electronics (SFCB, MFCBS), fender lights will operate through separate Single Push Button. If selecting Through Joy Electronics (SFCBA, DFCBD, MFCBD), fender lights will operate through Joystick Buttons.

LIGHTED FENDER

- BWFL  Blizzard White (Metallic)
- OCFL  Orange Crush
- MGFL  Motion Green
- BCFL  Black Carbon (Matte)
- BPFL  Black Panther (Gloss)
- CARFL  Candy Apple Red (Metallic)
- GGFL  Graphite Grey (Metallic)
- IBFL  Indigo Blue
- MYFL  Mellow Yellow
- NBFL  Nordic Blue
- RDPFL  Razzle Dazzle Pink (Metallic)
- PRFL  Purple Reign

MATCHING BATTERY DOORS

- MBD Matching Battery Doors\$495
(Select fender color first)

Ultra Low Maxx CG Power Positioning System

Rovi X3 Base

Dealer Name: _____

Dealer Account Number: _____

PO #: _____

Tag: _____

CUSTOM DESIGNS

Please see form number TRD0607 - ROVI Custom Designs Price Sheet, for Custom/Dipped Fender colors, battery door and other personalized options.

LUCI INTERFACE OPTION

LUCI LUCI Interface Ready⁽¹⁾⁽²⁾⁽³⁾⁽⁴⁾N/C

1. LUCI system must be ordered through LUCI directly
2. Not available with 17" seat to floor height
3. Only available with center mount leg rests.
4. Not available with XRO/XROE

OMNI 2 CONTROL MODULE FOR R-NET

OMNI2 OMNI 2 Control Module⁽¹⁾ \$1,995

Includes:

- D51709 R-Net Omni 2 Display Section Bluetooth
- D51710 R-Net Omni2 Input Section USB

Select Cable Assembly Length:

- SA81774MK1500 1500 mm (4' 11")
- SA81774MK2000 2000 mm (6' 7")
- SA81774MK2500 2500 mm (8' 2")

Select Mount:

ARMS260-ROVI Adjustable Swing-Away Mount - Omni
HCPCS code E1028\$295

Select mounting position

- OR Right Mounted
- OL Left Mounted

1. Requires an R-Net Controller and Harness of Page 2

THIRD PARTY SPECIALTY CONTROLS

Motion Concepts Install recommended

Installed at Motion Concepts: YES NO

Type: _____

Specialty Control Mount: Right Left

Display Mount: Right Left

Mode Switch Mount: Right Left

On/Off Mount: Right Left

Notes

JOYSTICK MOUNT

Arm Mounted

800914-067-03 Fixed Joystick MountingN/C

Select mounting position

- FR Right Mounted
- FL Left Mounted
- MRR Maxx Resolve Swing-Away Joystick Mount (Right Hand) HCPCS code E1028 \$395
- MRL Maxx Resolve Swing-Away Joystick Mount (Left Hand) HCPCS code E1028 \$395
- SAQR Motion Height Adjustable Swing-Away Quad Link (Right Hand) HCPCS code E1028 \$235
- SAQL Motion Height Adjustable Swing-Away Quad Link (Left Hand) HCPCS code E1028 \$235
- 70-JS200 Retract 4 Swing-Away Mount⁽¹⁾ HCPCS code E1028 \$325

Select mounting position

- R4R Right Mounted
- R4L Left Mounted

Rear Push Bar Mounted

- RPBMR Right \$140
- RPBML Left \$140
- RPBMC Center \$140

JOYSTICK KNOB - OPTIONAL

- SA80941 "T" Handle HCPCS code E2323 \$115
- SA72441 Ball Handle HCPCS code E2323 \$115
- PC101B-20 BodyPoint 3" U-Shaped HCPCS code E2323 \$120
- PC102B-20 BodyPoint 4" U-Shaped HCPCS code E2323 \$120
- PC104B-20 BodyPoint Straight Handle HCPCS code E2323 ... \$120
- PC107B-20 BodyPoint Domed Rubber HCPCS code E2323 ... \$120

R-NET ATTENDANT CONTROLLER

D50882 R-Net Attendant Control HCPCS code E2331 \$950

Select mounting position

- RPBMR Right
- RPBML Left
- RPBMC Center

ELECTRONIC OPTIONS

- D50883 R-Net Output Module (EMC)⁽¹⁾ \$995
- D51580 R-Net Bluetooth Module IOS Apple⁽¹⁾ \$895
- D51111 R-Net Bluetooth Module Android/PC⁽¹⁾ \$895

1. Requires an R-Net Controller and R-Net Color Remote joystick with these options

ELECTRONIC PROGRAMMER

D51812 R-Net PC Programmer with Dongle \$750

Ultra Low Maxx CG Power Positioning System

Rovi X3 Base

NOTE: Systems Include Seat Pan, Back Pan, and Standard Armrests. They are designed for use with a 2" - 3" cushion

REHAB SEAT SYSTEM⁽¹⁾

ULMRSN Ultra Low Maxx Rehab SeatN/C

1. Must order Rehab Seat Base 888WNLEX3-MPS-RS or 888WNLEX3-SP-RS

POWER POSITIONING SYSTEMS⁽¹⁾

ULMT Ultra Low Maxx CG Tilt (50°) Only System⁽²⁾
HCPCS code E1002 \$6,595

ULMTRE Ultra Low Maxx CG Tilt (50°) & Power Recline (170°) w/Extended Shear Reduction(ESR)⁽²⁾
HCPCS code E1007 \$10,795

ULMTRP Ultra Low Maxx CG Tilt (50°) & Power Recline (170°) w/Power Sliding Back(PSB)⁽²⁾⁽³⁾
HCPCS code E1008 \$10,995

ULMRE Ultra Low Maxx Power Recline (170°) w/Extended Shear Reduction(ESR)
HCPCS code E1004 \$5,450

ULMRP Ultra Low Maxx Power Recline (170°) w/Power Sliding Back(PSB)⁽³⁾
HCPCS code E1005 \$6,250

ULME Ultra Low Maxx 12 " Elevating Lift Seat Only⁽⁴⁾ HCPCS code E2298 \$4,995
Weight capacity up to 250lbs

1. Not available with Rehab Seat Bases 888WNLEX3-MPS-RS, 888WNLEX3-SP-RS
2. Tilt will be reduced to 45° if adding an Elevating Lift Seat Module
3. Requires Multi-Function M610 through Drive Control (MFCBD).
4. Not available on seat sizes greater than 20" wide by 20" deep.

ADD: POWER ADJUSTABLE SEAT HEIGHT MODULE

ESM12 12" Power Adjustable Seat Height Module⁽¹⁾⁽²⁾⁽³⁾
HCPCS code E2298 \$2,495
Weight capacity up to 250lbs

1. Uses an integrated Tilt/Lift mechanism, tilt is 45° and the seat to floor height is not affected by the Elevating Lift Seat.
2. Not available on seat sizes greater than 20" wide by 20" deep
3. For weights greater than 175lbs tilt while elevated is not available.

MODULES - MUST SELECT SYSTEM TO ADD MODULES

PRETILT 5° Fixed Pre-Tilt⁽¹⁾N/C

PRM8 8° Precline Module⁽²⁾N/C

PRM30 30° Precline Module⁽²⁾
HCPCS code K0108 \$500

ERSSP Programable Electronic Recline Function Start & Stop⁽³⁾ \$400

Specify:

Start: _____degrees Stop: _____degrees

1. This Fixed Pre-tilt option adds approximately 2" to the front seat to floor height.
2. Total degrees of recline is 170° ie. if 30° of precline is used, then 140° of recline will be available. Must order Recline System
3. Requires Multi-Function M610 through Drive Control (MFCBD). Set range between 90° and 170°. Will be set to factory settings unless specified.

Dealer Name: _____

Dealer Account Number: _____

PO #: _____

Tag: _____

ADULT SEAT WIDTH SETTINGS

SW116 16" Wide (Adjustable from 16" to 20")N/C

SW117 17" Wide (Adjustable from 16" to 20")N/C

SW118 18" Wide (Adjustable from 16" to 20")N/C

SW119 19" Wide (Adjustable from 16" to 20")N/C

SW120 20" Wide (Adjustable from 16" to 20")N/C

SW219 19" Wide (Adjustable from 19" to 22")N/C

SW220 20" Wide (Adjustable from 19" to 22")N/C

SW221 21" Wide (Adjustable from 19" to 22")N/C

SW222 22" Wide (Adjustable from 19" to 22")N/C

ADULT ULTRA RAIL SEAT DEPTH SETTINGS

SD116 16" Deep (Adjustable from 16" to 21")N/C

SD117 17" Deep (Adjustable from 16" to 21")N/C

SD118 18" Deep (Adjustable from 16" to 21")N/C

SD119 19" Deep (Adjustable from 16" to 21")N/C

SD120 20" Deep (Adjustable from 16" to 21")N/C

SD121 21" Deep (Adjustable from 16" to 21")N/C

SD219 19" Deep (Adjustable from 19" to 23")N/C

SD220 20" Deep (Adjustable from 19" to 23")N/C

SD221 21" Deep (Adjustable from 19" to 23")N/C

SD222 22" Deep (Adjustable from 19" to 23")N/C

SD223 23" Deep (Adjustable from 19" to 23")N/C

SMALL ADULT SEAT WIDTH SETTINGS⁽¹⁾

SW314 14" Wide (Adjustable from 14" to 15")N/C

SW315 15" Wide (Adjustable from 14" to 15")N/C

1. Weight limit limited to 175 lbs. If recline is selected it may be limited to 165° of recline. You must select both small adult seat width and depth together.

SMALL ADULT SEAT DEPTH SETTINGS⁽¹⁾

SD314 14" Deep (Adjustable from 14" to 18")N/C

SD315 15" Deep (Adjustable from 14" to 18")N/C

SD316 16" Deep (Adjustable from 14" to 18")N/C

SD317 17" Deep (Adjustable from 14" to 18")N/C

SD318 18" Deep (Adjustable from 14" to 18")N/C

1. Weight limit limited to 175 lbs. If recline is selected it may be limited to 165° of recline. You must select both small adult seat width and depth together.

Ultra Low Maxx CG Power Positioning System

Rovi X3 Base

Dealer Name: _____

Dealer Account Number: _____

PO #: _____

Tag: _____

MATRIX SEAT CUSHION OPTIONS

Matrix PS Seat Cushion 14" - 20" wide/reversable cover
 HCPCS code E2605 \$345
 PS1414 PS1416 PS1616 PS1618 PS1620
 PS1716 PS1718 PS1720 PS1816 PS1818
 PS1820 PS2016 PS2018 PS2020

Matrix PS Seat Cushion 21"-22" wide
 HCPCS code E2606 \$545
 PS2218 PS2220 PS2222

Matrix PSP Seat Cushion 14" - 20" wide/reversable cover
 HCPCS code E2607 \$395
 PSP1414 PSP1416 PSP1616 PSP1618 PSP1620
 PSP1716 PSP1718 PSP1720 PSP1816 PSP1818
 PSP1820 PSP2016 PSP2018 PSP2020

Matrix PSP Seat Cushion 21"-22" wide
 HCPCS code E2608 \$595
 PSP2218 PSP2220 PSP2222

Matrix Vi Seat Cushion 14" - 20" wide
 HCPCS code E2607 \$425
 KA1414-VI MA1415-VI MA1417-VI MA1616-VI MA1618-VI
 MA1620-VI MA1716-VI MA1718-VI MA1720-VI MA1816-VI
 MA1818-VI MA1820-VI MA2016-VI MA2018-VI
 MA2020-VI

Matrix Vi Seat Cushion 21" - 22" wide
 HCPCS code E2608 \$475
 MA2218-VI MA2220-VI

Matrix Vi HD Seat Cushion 22" wide
 HCPCS code E2608 \$625
 MA2222-VI

Matrix Libra Seat Cushion 14" - 20" wide
 HCPCS code E2624 \$485
 LC1414 LC1416 LC1516 LC1518 LC1520
 LC1616 LC1618 LC1620 LC1716 LC1718
 LC1720 LC1816 LC1818 LC1820 LC1916
 LC1918 LC1920 LC2016 LC2018 LC2020

Matrix Libra HD Seat Cushion 21" wide
 HCPCS code E2624 \$525
 LC2118 LC2120

Matrix Libra Seat Cushion 22" deep
 HCPCS code E2624 \$595
 LC1622 LC1722 LC1822 LC1922 LC2022
 LC2122

Matrix Libra HD Seat Cushion 22" wide
 HCPCS code E2625 \$595
 LC2218 LC2220 LC2222

Matrix Libra Adjust Seat Cushion 14" -20" wide
 HCPCS code E2624 \$625
 LC1414-ADJ LC1416-ADJ LC1516-ADJ LC1518-ADJ
 LC1520-ADJ LC1616-ADJ LC1618-ADJ LC1620-ADJ
 LC1716-ADJ LC1718-ADJ LC1720-ADJ LC1816-ADJ
 LC1818-ADJ LC1820-ADJ LC1916-ADJ LC1918-ADJ
 LC1920-ADJ LC2016-ADJ LC2018-ADJ LC2020-ADJ

Matrix Libra Adjust Seat Cushion 22" deep
 HCPCS code E2624 \$735
 LC1622-ADJ LC1722-ADJ LC1822-ADJ LC1922-ADJ
 LC2022-ADJ LC2122-ADJ

Matrix Libra Adjust HD Seat Cushion 22" wide
 HCPCS code E2625 \$735
 LC2118-ADJ LC2120-ADJ

Matrix Multi Cushion 14" - 20" wide w/reversable cover
 HCPCS code E2607 \$445
 MM1414 MM1416 MM1616 MM1618 MM1620
 MM1716 MM1718 MM1720 MM1816 MM1818
 MM1820 MM2016 MM2018 MM2020

Matrix Multi Cushion 22" wide w/reversable cover
 HCPCS code E2608 \$595
 MM2216 MM2218 MM2220 MM2222

OCC "ON-CHAIR" Cushion Credit⁽¹⁾ (\$90)

1. Not available on Matrix PS or PSP Cushions.

FABRIC OPTIONS FOR CUSHIONS

Cushion	Meshtex	Startex	Infection Control	Spacetex	Onyx	Fusion
Libra/Adjust	N/A	STD	\$50	N/A	N/A	N/A
PS/PSP	N/A	STD Reversible	STD Reversible	N/A	N/A	N/A
Vi	STD	\$50	\$50	N/A	\$100	\$150

LC-SP Spacetex Fabric Option for Libra Cushion N/C
 LC-IC Infection Control Fabric Upgrade for Libra Cushion \$50
 FSU-MA Fusion Fabric Upgrade for Matrix Vi Cushion... \$150
 OCU-MA Onyx Fabric Upgrade for Matrix Vi Cushion \$100
 STARTEX-S Smooth side Startex Fabric Upgrade for Matrix Vi Cushion \$50
 STARTEX-F Fabric side Startex Fabric Upgrade for Matrix Vi Cushion \$50

Ultra Low Maxx CG Power Positioning System

Rovi X3 Base

Dealer Name: _____

Dealer Account Number: _____

PO #: _____

Tag: _____

LAP BELTS

- BELT48 Push Button Style Lap Belt, Length 48"⁽¹⁾ STD
- BELT60 Push Button Style Lap Belt, Length 60"⁽¹⁾ STD
- BELT71 Push Button Style Lap Belt, Length 71"⁽¹⁾ STD
- PLB2 Bodypoint Padded Lap Belt 2 Point⁽²⁾
HCPCS code E0978. \$190
- PLB4 Bodypoint Padded Lap Belt 4 Point⁽²⁾
HCPCS code E0978. \$235
- XROBELT Safety Belt for use only with XRO & XROE. N/C

1. Not available with XRO and XROE.

2. 67" length only option

MATRIX HEADREST PADS⁽¹⁾

HCPCS CODE E0955

Standard Pads

- ESP6 Matrx Elan Standard Pad 6" \$235
- ESP10 Matrx Elan Standard Pad 10" \$235
- ESP14 Matrx Elan Standard Pad 14" \$235
- ESP6-HUG Matrx Elan Hug Standard Pad 6" \$235
- ESP10-HUG Matrx Elan Hug Standard Pad 10" \$235
- ESP14-HUG Matrx Elan Hug Standard Pad 14" \$235
- SNUG14 Matrx SNUG Standard Pad 14" \$415
- SNUG14-A Matrx SNUG Asymmetrical Pad 14" \$415
- SNUG18 Matrx SNUG Standard Pad 18" \$415
- SNUG18-A Matrx SNUG Asymmetrical Pad 18" \$415

Standard Pads with Infection Control Cover

- ESP6-IC Matrx Elan Infection Control Pad 6" \$235
- ESP10-IC Matrx Elan Infection Control Pad 10" \$235
- ESP14-IC Matrx Elan Infection Control Pad 14" \$235
- ESP6-IC-HUG Matrx Elan Hug Infection Control Pad 6" \$235
- ESP10-IC-HUG Matrx Elan Hug Infection Control Pad 10" \$235
- ESP14-IC-HUG Matrx Elan Hug Infection Control Pad 14" \$235
- SNUG14-IC Matrx SNUG Standard
Infection Control Pad 14" \$445
- SNUG14-A-IC Matrx SNUG Asymmetrical
Infection Control Pad 14" \$445
- SNUG18-IC Matrx SNUG Standard
Infection Control Pad 18" \$445
- SNUG18-A-IC Matrx SNUG Asymmetrical
Infection Control Pad 18" \$445

Occipital /4-Point Pads

- EOP9 Matrx Elan Occipital Pad 9" \$235
- EOP12 Matrx Elan Occipital Pad 12" \$235
- E4PTSM Matrx Elan 4-Point Pad 9"W x 7"H \$325
- E4POINT Matrx Elan 4-Point Pad 11"W x 10"H \$325

Occipital / 4-Point Pads with Infection Control Cover

- EOP9-IC Matrx Elan Occipital Pad 9"
with Infection Control. \$235
- EOP12-IC Matrx Elan Occipital Pad 12"
with Infection Control. \$235
- E4PTSM-IC Matrx Elan 4-Point Pad 9"W x 7"H
with Infection Control. \$325
- E4POINT-IC Matrx Elan 4-Point Pad 11"W x 10"H
with Infection Control \$325

1. If mounting on PB Elite must order removable hardware

MOTION CONCEPTS HEADREST PAD

HCPCS CODE E0955

- MCSH Motion Concepts Standard \$295
- MCOH Motion Concepts Auto Style⁽¹⁾ \$350

1. Comes Standard with Fixed Mounting hardware; for use on Matrx PB or Elite Backs you must select the removable hardware upgrade below.

HEADREST MOUNTING HARDWARE

HCPCS CODE E1028

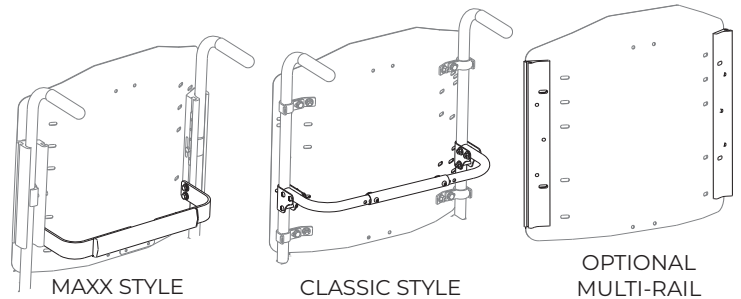
- FM Fixed Mounting⁽¹⁾ N/C
- LXSHW Loxx Standard Hardware 15" \$215
- LXMMH Loxx Mini Hardware 11" \$215
- MEHW Elan Hardware 15" \$220
- MEMH Elan Mini Hardware 11" \$225
- MEHW-EXT Elan Extended Hardware \$295
- FPLXSHW FLIPP Loxx Standard Hardware 15" \$515
- FPLXSHW-EX FLIPP Loxx Extended Hardware \$525
- FPLXMMH FLIPP Loxx Mini Hardware 11" \$515
- FPLXMMH-EX FLIPP Loxx Mini Extended Hardware \$525
- FPMEHW FLIPP Elan Hardware 15" \$525
- FPMEMH FLIPP Elan Mini Hardware 11" \$525
- FPMEHW-EXT FLIPP Elan Extended Hardware \$605

- OHR OMIT: Headrest N/C

1. HCPCS code does not apply.

TILT ONLY BACK CANE/SPREADER BAR OPTION⁽¹⁾

- MSBSB Maxx Style Back Adjustable Spreader Bar STD
Adjust height easily on back canes
- CSBSB Classic Style Back Adjustable Spreader Bar(2) .. \$100
- OMR Optional Multi-Rail \$150
Standard Rehab Back with Classic Style Spreader Bar Only.



Ultra Low Maxx CG Power Positioning System

Rovi X3 Base

Dealer Name: _____

Dealer Account Number: _____

PO #: _____

Tag: _____

STANDARD BACK CANES - FOR TILT SYSTEMS

- SBC18 18" Straight Back Canes STD
- SBC20 20" Straight Back Canes STD
- SBC22 22" Straight Back Canes STD
- SBC24 24" Straight Back Canes STD

Select Cane Angle

- BA75 75° BA79 79° BA85 85° BA90 90° BA95 95°
- BA101 101° BA106 106° BA112 112° BA116 116°

- ABC20 20" Angled (5°) Back CanesN/C
- ABC22 22" Angled (5°) Back CanesN/C
- ABC24 24" Angled (5°) Back CanesN/C

Select Cane Angle

- BA81 81° BA84 84° BA91 91° BA96 96° BA101 101°
- BA106 106° BA111 111° BA117 117° BA121 121°

- EBC22 22" Endomorph Back Canes⁽¹⁾\$350
- EBC24 24" Endomorph Back Canes⁽¹⁾\$350

Please Select

- EBCN1 1" Narrower.....N/C
- EBCN2 2" Narrower.....N/C
- EBCN4 4" Narrower.....N/C

- TBC18 18" 10° Mid-Angle Tilt Back Canes⁽²⁾\$250
- TBC20 20" 10° Mid-Angle Tilt Back Canes⁽²⁾\$250
- TBC22 22" 10° Mid-Angle Tilt Back Canes⁽²⁾\$250
- TBC24 24" 10° Mid-Angle Tilt Back Canes⁽²⁾\$250

- FDBC Fold Down Back Canes w/ Pull Pin⁽⁶⁾\$250

1. Comes standard with Cantilever Armrest Cane Mounted.
2. Quick Height Adjustment on Backrest and Maxx Spreader Bars not available.
3. Minimum finished back widths of 16".
4. Handle measures 6.5" high and has .75" height adjustment with angle adjustment.
5. 4" of total vertical mounting adjustment.
6. 250 lbs weight capacity. Must select canes above.

CANE OPTIONS - FOR RECLINE SYSTEMS

- BFS2 Recline Body Fit 2" Narrower⁽¹⁾\$995
- BFS4 Recline Body Fit 4" Narrower⁽¹⁾\$995
- AHH Adjustable Hooking Handles⁽²⁾ (pair) \$450
- RPHS Push Handles for Recline - Straight⁽³⁾ (pair)\$350
- RPHA Push Handles for Recline - Angled⁽³⁾ (pair)\$350

1. Minimum finished back widths of 16".
2. Handle measures 6.5" high and has .75" height adjustment with angle adjustment.
3. 4" of total vertical mounting adjustment.

FINISHED BACK HEIGHT⁽¹⁾⁽²⁾ - FOR TILT ONLY/ELEVATE ONLY

- FBT18 18" FBT19 19" FBT20 20" FBT21 21"
- FBT22 22" FBT23 23" FBT24 24" FBT25 25"

1. 4" Gap from the seat pan to the bottom of back pan is recommended.
2. Finished back height is measured from seat pan to top of backrest.

FINISHED BACK HEIGHT⁽¹⁾⁽²⁾ - FOR RECLINE OR TILT/RECLINE

- FBR20 20" FBR21 21" FBR22 22" FBR23 23"
- FBR24 24" FBR25 25" FBR26 26" FBR27 27"

1. 6" Gap from the seat pan to the bottom of back pan is recommended.
2. Finished back height is measured from seat pan to top of backrest.

STANDARD BACK OPTIONS

- SRB Standard Rehab Back & CushionN/C
- SS Additional Super Soft/HR Foam⁽¹⁾ \$450
- MFU Matrx Fabric Upcharge \$450
- OBC OMIT: Back Cushion(\$25)
- PIPF Flat Planar Interface/I-Back Plate⁽²⁾⁽³⁾⁽⁵⁾ \$125
- PIPR Recessed Planar/I-Back Interface Plate⁽²⁾⁽³⁾⁽⁵⁾⁽⁶⁾... \$125
- ORBC OMIT: Rigid Back & Cushion⁽⁴⁾.....(\$75)

1. Additional foam added may impact seat depth
2. Not available on tilt only or tilt/elevate systems, for use with Recline Module.
3. Required with all Recline Systems when no back is selected. May also be used as an interface for after market backs.
4. Not available with Recline/ESR or Recline/PSB.
5. Not available with XRO and XROE.
6. Fits Comfort Company, Freedom, Pindot and Moulded Backs.

MOTION CONCEPTS SINGLE POST BACKREST⁽¹⁾⁽²⁾⁽³⁾

- SPBMI Single Post Angle Adjustable Fold Down Back interface-Matrx Back.....\$750
(Folds to 25° forward)
- SPBCI Single Post Angle Adjustable Fold Down Back for Contour/High Back⁽⁴⁾\$750
(Folds to 25° forward)

1. Single Post Back is an angle adjustable back between 73° and 109° in 6° increments from 17° forward to 19° back. The back folds down and is only available for 16"-20" seat widths & 21"-24" back height. A 4" gap from bottom of back to seat pan is required.
2. This option is not available with Recline and/or a vent tray and has a 250lb weight capacity.
3. Cane mounted armrest are not available with this option.
4. Not available with XRO/XROE

MOTION CONCEPTS REHAB SEAT SLING BACK⁽¹⁾

- SLINGB-TT Sling Back with Tension Fabric\$950
- SLINGB-TA Sling Back with Adjustable Fabric \$1,250

1. Only available on Rehab Seat System. Not available with Elevate. Cane height must be 2" taller than Finished Back Height. Not available with XRO/XROE.

FREEDOM BACK AND SEAT INTERFACE HARDWARE⁽¹⁾

Freedom Back Interface Hardware for Tilt Only

- FBIFTM Flush Mount \$125
Back can be seat width or up to 4" narrower
- FBITRM Recessed Mount \$125
Back must be 4" less than seat width

Freedom Back Interface Hardware with Recline

- FBIRFM Flush Mount \$125
Back can be seat width or up to 5" narrower
- FBIRRM Recessed Mount \$125
Back must be 5" less than seat width

- FSIP Freedom Seat Interface Hardware \$125
Seat can be up to 3" less than system width

1. Not available with XRO and XROE.

RIDE STYLE MULTI-AXIS INTERFACE⁽¹⁾

- RSMI Ride Style Multi-Axis Interface for Recline Systems 14" to 20" wide.....\$250

1. Only available with XRO and XROE when using with ELITE back.

Ultra Low Maxx CG Power Positioning System

Rovi X3 Base

Dealer Name: _____

Dealer Account Number: _____

PO #: _____

Tag: _____

UPGRADABLE BACK OPTIONS

Contour Back 15" wide - 20" wide

HCPCS code E2613 \$495

- | | | | |
|---------------------------------|---------------------------------|---------------------------------|---------------------------------|
| <input type="checkbox"/> CB1512 | <input type="checkbox"/> CB1515 | <input type="checkbox"/> CB1517 | <input type="checkbox"/> CB1612 |
| <input type="checkbox"/> CB1615 | <input type="checkbox"/> CB1617 | <input type="checkbox"/> CB1621 | <input type="checkbox"/> CB1712 |
| <input type="checkbox"/> CB1715 | <input type="checkbox"/> CB1717 | <input type="checkbox"/> CB1721 | <input type="checkbox"/> CB1812 |
| <input type="checkbox"/> CB1815 | <input type="checkbox"/> CB1817 | <input type="checkbox"/> CB1821 | <input type="checkbox"/> CB1912 |
| <input type="checkbox"/> CB1915 | <input type="checkbox"/> CB1917 | <input type="checkbox"/> CB1921 | <input type="checkbox"/> CB2012 |
| <input type="checkbox"/> CB2015 | <input type="checkbox"/> CB2017 | <input type="checkbox"/> CB2021 | |

Contour Back 21"-22" wide

HCPCS code E2613/E2614 \$595

- | | | | |
|---------------------------------|---------------------------------|---------------------------------|---------------------------------|
| <input type="checkbox"/> CB2115 | <input type="checkbox"/> CB2117 | <input type="checkbox"/> CB2121 | <input type="checkbox"/> CB2215 |
| <input type="checkbox"/> CB2217 | <input type="checkbox"/> CB2221 | | |

High Back 16" - 22" W

HCPCS code E2620 \$595

- | | | | |
|---------------------------------|---------------------------------|---------------------------------|---------------------------------|
| <input type="checkbox"/> HB1616 | <input type="checkbox"/> HB1618 | <input type="checkbox"/> HB1620 | <input type="checkbox"/> HB1716 |
| <input type="checkbox"/> HB1718 | <input type="checkbox"/> HB1720 | <input type="checkbox"/> HB1816 | <input type="checkbox"/> HB1818 |
| <input type="checkbox"/> HB1820 | <input type="checkbox"/> HB1916 | <input type="checkbox"/> HB1918 | <input type="checkbox"/> HB1920 |
| <input type="checkbox"/> HB2016 | <input type="checkbox"/> HB2018 | <input type="checkbox"/> HB2020 | <input type="checkbox"/> HB2116 |
| <input type="checkbox"/> HB2118 | <input type="checkbox"/> HB2120 | <input type="checkbox"/> HB2216 | <input type="checkbox"/> HB2218 |
| <input type="checkbox"/> HB2220 | | | |

Matrix Elite Back 14" - 20" W (3" Contour)

HCPCS code E2620 \$625

- | | | | |
|----------------------------------|----------------------------------|----------------------------------|----------------------------------|
| <input type="checkbox"/> PBE1414 | <input type="checkbox"/> PBE1416 | <input type="checkbox"/> PBE1418 | <input type="checkbox"/> PBE1420 |
| <input type="checkbox"/> PBE1514 | <input type="checkbox"/> PBE1516 | <input type="checkbox"/> PBE1518 | <input type="checkbox"/> PBE1520 |
| <input type="checkbox"/> PBE1614 | <input type="checkbox"/> PBE1616 | <input type="checkbox"/> PBE1618 | <input type="checkbox"/> PBE1620 |
| <input type="checkbox"/> PBE1714 | <input type="checkbox"/> PBE1716 | <input type="checkbox"/> PBE1718 | <input type="checkbox"/> PBE1720 |
| <input type="checkbox"/> PBE1814 | <input type="checkbox"/> PBE1816 | <input type="checkbox"/> PBE1818 | <input type="checkbox"/> PBE1820 |
| <input type="checkbox"/> PBE1916 | <input type="checkbox"/> PBE1918 | <input type="checkbox"/> PBE1920 | <input type="checkbox"/> PBE2014 |
| <input type="checkbox"/> PBE2016 | <input type="checkbox"/> PBE2018 | <input type="checkbox"/> PBE2020 | |

Matrix Elite HD Back 21" - 22" W (3" Contour)

HCPCS code E2620 for 21" E2621 for 22" \$795

- | | | | |
|-------------------------------------|-------------------------------------|-------------------------------------|-------------------------------------|
| <input type="checkbox"/> PBE2116-HD | <input type="checkbox"/> PBE2120-HD | <input type="checkbox"/> PBE2216-HD | <input type="checkbox"/> PBE2220-HD |
|-------------------------------------|-------------------------------------|-------------------------------------|-------------------------------------|

Matrix Elite TR Back 15" - 20" W (3" Contour)

HCPCS code E2620 \$650

- | | | | |
|-------------------------------------|-------------------------------------|-------------------------------------|-------------------------------------|
| <input type="checkbox"/> PBE1516-TR | <input type="checkbox"/> PBE1518-TR | <input type="checkbox"/> PBE1520-TR | <input type="checkbox"/> PBE1616-TR |
| <input type="checkbox"/> PBE1618-TR | <input type="checkbox"/> PBE1620-TR | <input type="checkbox"/> PBE1716-TR | <input type="checkbox"/> PBE1718-TR |
| <input type="checkbox"/> PBE1720-TR | <input type="checkbox"/> PBE1816-TR | <input type="checkbox"/> PBE1818-TR | <input type="checkbox"/> PBE1820-TR |
| <input type="checkbox"/> PBE1916-TR | <input type="checkbox"/> PBE1918-TR | <input type="checkbox"/> PBE1920-TR | <input type="checkbox"/> PBE2016-TR |
| <input type="checkbox"/> PBE2018-TR | <input type="checkbox"/> PBE2020-TR | | |

Matrix Elite TR HD Back 21" - 22" W (3" Contour)

HCPCS code E2620 for 21" E2621 for 22" \$845

- | | |
|---------------------------------------|---------------------------------------|
| <input type="checkbox"/> PBE2120-TRHD | <input type="checkbox"/> PBE2220-TRHD |
|---------------------------------------|---------------------------------------|

UPGRADABLE BACK OPTIONS

Matrix Elite Deep Back 14" - 20" W (6" Contour)

HCPCS code E2620 \$760

- | | | | |
|----------------------------------|----------------------------------|----------------------------------|----------------------------------|
| <input type="checkbox"/> EDB1416 | <input type="checkbox"/> EDB1418 | <input type="checkbox"/> EDB1420 | <input type="checkbox"/> EDB1514 |
| <input type="checkbox"/> EDB1516 | <input type="checkbox"/> EDB1518 | <input type="checkbox"/> EDB1520 | <input type="checkbox"/> EDB1614 |
| <input type="checkbox"/> EDB1616 | <input type="checkbox"/> EDB1618 | <input type="checkbox"/> EDB1620 | <input type="checkbox"/> EDB1714 |
| <input type="checkbox"/> EDB1716 | <input type="checkbox"/> EDB1718 | <input type="checkbox"/> EDB1720 | <input type="checkbox"/> EDB1814 |
| <input type="checkbox"/> EDB1816 | <input type="checkbox"/> EDB1818 | <input type="checkbox"/> EDB1820 | <input type="checkbox"/> EDB1914 |
| <input type="checkbox"/> EDB1916 | <input type="checkbox"/> EDB1918 | <input type="checkbox"/> EDB1920 | <input type="checkbox"/> EDB2014 |
| <input type="checkbox"/> EDB2016 | <input type="checkbox"/> EDB2018 | <input type="checkbox"/> EDB2020 | |

Matrix Elite Deep HD Back 21" - 22" W (6" Contour)

HCPCS code E2620 for 21" E2621 for 22" \$930

- | | | |
|-------------------------------------|-------------------------------------|-------------------------------------|
| <input type="checkbox"/> EDB2116-HD | <input type="checkbox"/> EDB2118-HD | <input type="checkbox"/> EDB2120-HD |
| <input type="checkbox"/> EDB2216-HD | <input type="checkbox"/> EDB2218-HD | <input type="checkbox"/> EDB2220-HD |

Matrix Elite E2S Back 14" - 20" W x 14"/16"H (3" Contour)

HCPCS code E2615 \$625

- | | | | |
|----------------------------------|----------------------------------|----------------------------------|----------------------------------|
| <input type="checkbox"/> E2S1414 | <input type="checkbox"/> E2S1416 | <input type="checkbox"/> E2S1514 | <input type="checkbox"/> E2S1516 |
| <input type="checkbox"/> E2S1614 | <input type="checkbox"/> E2S1616 | <input type="checkbox"/> E2S1714 | <input type="checkbox"/> E2S1716 |
| <input type="checkbox"/> E2S1814 | <input type="checkbox"/> E2S1816 | <input type="checkbox"/> E2S1914 | <input type="checkbox"/> E2S1916 |
| <input type="checkbox"/> E2S2014 | <input type="checkbox"/> E2S2016 | | |

Matrix Elite E2S Back 14" - 20" W x 18"/20"H (3" Contour)

HCPCS code E2615 \$645

- | | | | |
|----------------------------------|----------------------------------|----------------------------------|----------------------------------|
| <input type="checkbox"/> E2S1418 | <input type="checkbox"/> E2S1420 | <input type="checkbox"/> E2S1518 | <input type="checkbox"/> E2S1520 |
| <input type="checkbox"/> E2S1618 | <input type="checkbox"/> E2S1620 | <input type="checkbox"/> E2S1718 | <input type="checkbox"/> E2S1720 |
| <input type="checkbox"/> E2S1818 | <input type="checkbox"/> E2S1820 | <input type="checkbox"/> E2S1918 | <input type="checkbox"/> E2S1920 |
| <input type="checkbox"/> E2S2018 | <input type="checkbox"/> E2S2020 | | |

Matrix Elite E2 Lateral Back

14" - 20" W x 14"/16"H (3" Contour) HCPCS code E2620 \$725

- | | | | |
|-----------------------------------|-----------------------------------|-----------------------------------|-----------------------------------|
| <input type="checkbox"/> E2LB1414 | <input type="checkbox"/> E2LB1416 | <input type="checkbox"/> E2LB1514 | <input type="checkbox"/> E2LB1516 |
| <input type="checkbox"/> E2LB1614 | <input type="checkbox"/> E2LB1616 | <input type="checkbox"/> E2LB1714 | <input type="checkbox"/> E2LB1716 |
| <input type="checkbox"/> E2LB1814 | <input type="checkbox"/> E2LB1816 | <input type="checkbox"/> E2LB1914 | <input type="checkbox"/> E2LB1916 |
| <input type="checkbox"/> E2LB2014 | <input type="checkbox"/> E2LB2016 | | |

Matrix Elite E2 Lateral Back

14" - 20" W x 18"/20"H (3" Contour) HCPCS code E2620 \$745

- | | | | |
|-----------------------------------|-----------------------------------|-----------------------------------|-----------------------------------|
| <input type="checkbox"/> E2LB1418 | <input type="checkbox"/> E2LB1420 | <input type="checkbox"/> E2LB1518 | <input type="checkbox"/> E2LB1520 |
| <input type="checkbox"/> E2LB1618 | <input type="checkbox"/> E2LB1620 | <input type="checkbox"/> E2LB1718 | <input type="checkbox"/> E2LB1720 |
| <input type="checkbox"/> E2LB1818 | <input type="checkbox"/> E2LB1820 | <input type="checkbox"/> E2LB1918 | <input type="checkbox"/> E2LB1920 |
| <input type="checkbox"/> E2LB2018 | <input type="checkbox"/> E2LB2020 | | |

Matrix Elite E2 Deep Back

14" - 20" W x 14"/16"H (6" Contour) HCPCS code E2620 \$755

- | | | | |
|----------------------------------|----------------------------------|----------------------------------|----------------------------------|
| <input type="checkbox"/> E2D1414 | <input type="checkbox"/> E2D1416 | <input type="checkbox"/> E2D1514 | <input type="checkbox"/> E2D1516 |
| <input type="checkbox"/> E2D1614 | <input type="checkbox"/> E2D1616 | <input type="checkbox"/> E2D1714 | <input type="checkbox"/> E2D1716 |
| <input type="checkbox"/> E2D1814 | <input type="checkbox"/> E2D1816 | <input type="checkbox"/> E2D1914 | <input type="checkbox"/> E2D1916 |
| <input type="checkbox"/> E2D2014 | <input type="checkbox"/> E2D2016 | | |

Ultra Low Maxx CG Power Positioning System

Rovi X3 Base

Dealer Name: _____

Dealer Account Number: _____

PO #: _____

Tag: _____

UPGRADABLE BACK OPTIONS

Matrx Elite E2 Deep Back
14" - 20" W x 18"/20"H (6" Contour) HCPCS code E2620. \$755

- | | | | |
|----------------------------------|----------------------------------|----------------------------------|----------------------------------|
| <input type="checkbox"/> E2D1418 | <input type="checkbox"/> E2D1420 | <input type="checkbox"/> E2D1518 | <input type="checkbox"/> E2D1520 |
| <input type="checkbox"/> E2D1618 | <input type="checkbox"/> E2D1620 | <input type="checkbox"/> E2D1718 | <input type="checkbox"/> E2D1720 |
| <input type="checkbox"/> E2D1818 | <input type="checkbox"/> E2D1820 | <input type="checkbox"/> E2D1918 | <input type="checkbox"/> E2D1920 |
| <input type="checkbox"/> E2D2018 | <input type="checkbox"/> E2D2020 | | |

Matrx PB Posture Back
14" - 20" W (5" Contour) HCPCS code E2615. \$625

- | | | | |
|----------------------------------|----------------------------------|----------------------------------|----------------------------------|
| <input type="checkbox"/> MPB1412 | <input type="checkbox"/> MPB1612 | <input type="checkbox"/> MPB1616 | <input type="checkbox"/> MPB1620 |
| <input type="checkbox"/> MPB1712 | <input type="checkbox"/> MPB1716 | <input type="checkbox"/> MPB1720 | <input type="checkbox"/> MPB1812 |
| <input type="checkbox"/> MPB1816 | <input type="checkbox"/> MPB1820 | <input type="checkbox"/> MPB2012 | <input type="checkbox"/> MPB2016 |
| <input type="checkbox"/> MPB2020 | | | |

Matrx PB Heavy Duty Back⁽¹⁾
20" - 22" W (5" Contour) HCPCS code E2615 for 21" E2616 for 22". . . . \$835

- | | | | |
|----------------------------------|----------------------------------|----------------------------------|----------------------------------|
| <input type="checkbox"/> HDB2016 | <input type="checkbox"/> HDB2020 | <input type="checkbox"/> HDB2216 | <input type="checkbox"/> HDB2220 |
|----------------------------------|----------------------------------|----------------------------------|----------------------------------|

Matrx PB Posture Back Deep⁽¹⁾
14" - 20" W (7" Contour) HCPCS code E2615 \$645

- | | | | |
|----------------------------------|----------------------------------|----------------------------------|----------------------------------|
| <input type="checkbox"/> PBD1412 | <input type="checkbox"/> PBD1612 | <input type="checkbox"/> PBD1616 | <input type="checkbox"/> PBD1620 |
| <input type="checkbox"/> PBD1712 | <input type="checkbox"/> PBD1716 | <input type="checkbox"/> PBD1720 | <input type="checkbox"/> PBD1812 |
| <input type="checkbox"/> PBD1816 | <input type="checkbox"/> PBD1820 | <input type="checkbox"/> PBD2012 | <input type="checkbox"/> PBD2016 |
| <input type="checkbox"/> PBD2020 | | | |

Matrx PB Heavy Duty Deep Back⁽¹⁾
20"-22" W (5" Contour) \$935

- | | | | |
|-----------------------------------|-----------------------------------|-----------------------------------|-----------------------------------|
| <input type="checkbox"/> DHDB2016 | <input type="checkbox"/> DHDB2020 | <input type="checkbox"/> DHDB2216 | <input type="checkbox"/> DHDB2220 |
|-----------------------------------|-----------------------------------|-----------------------------------|-----------------------------------|

Matrx MAC Back⁽²⁾ HCPCS code E2620. \$955

- | | | | |
|----------------------------------|----------------------------------|----------------------------------|----------------------------------|
| <input type="checkbox"/> MAC1616 | <input type="checkbox"/> MAC1618 | <input type="checkbox"/> MAC1620 | <input type="checkbox"/> MAC1622 |
| <input type="checkbox"/> MAC1716 | <input type="checkbox"/> MAC1718 | <input type="checkbox"/> MAC1720 | <input type="checkbox"/> MAC1722 |
| <input type="checkbox"/> MAC1816 | <input type="checkbox"/> MAC1818 | <input type="checkbox"/> MAC1820 | <input type="checkbox"/> MAC1822 |
| <input type="checkbox"/> MAC1916 | <input type="checkbox"/> MAC1918 | <input type="checkbox"/> MAC1920 | <input type="checkbox"/> MAC1922 |
| <input type="checkbox"/> MAC2016 | <input type="checkbox"/> MAC2018 | <input type="checkbox"/> MAC2020 | <input type="checkbox"/> MAC2022 |

Matrx MAC Back w/ HUG⁽²⁾ HCPCS code E2620. \$1,055

- | | | |
|--------------------------------------|--------------------------------------|--------------------------------------|
| <input type="checkbox"/> MAC1616-HUG | <input type="checkbox"/> MAC1618-HUG | <input type="checkbox"/> MAC1620-HUG |
| <input type="checkbox"/> MAC1622-HUG | <input type="checkbox"/> MAC1716-HUG | <input type="checkbox"/> MAC1718-HUG |
| <input type="checkbox"/> MAC1720-HUG | <input type="checkbox"/> MAC1722-HUG | <input type="checkbox"/> MAC1816-HUG |
| <input type="checkbox"/> MAC1818-HUG | <input type="checkbox"/> MAC1820-HUG | <input type="checkbox"/> MAC1822-HUG |
| <input type="checkbox"/> MAC1916-HUG | <input type="checkbox"/> MAC1918-HUG | <input type="checkbox"/> MAC1920-HUG |
| <input type="checkbox"/> MAC1922-HUG | <input type="checkbox"/> MAC2016-HUG | <input type="checkbox"/> MAC2018-HUG |
| <input type="checkbox"/> MAC2020-HUG | <input type="checkbox"/> MAC2022-HUG | |

Matrx MAC Lateral Contour

- | | | | |
|---------------------------------|-----------|---------------------------------|------------|
| <input type="checkbox"/> MLCSL | Left 3.5" | <input type="checkbox"/> MLCSR | Right 3.5" |
| <input type="checkbox"/> MLCDL | Left 6" | <input type="checkbox"/> MLCDR | Right 6" |
| <input type="checkbox"/> MLCXDL | Left 9" | <input type="checkbox"/> MLCXDR | Right 9" |

OCBC "ON-CHAIR" Matrx Back Credit (\$125)

1. The Heavy Duty PB Back and PB Deep Back are not available on Recline systems with seat widths of 21" and 22"
2. Must select Pad Contour in Matrx MAC Lateral Contour section.

CHEST STRAPS - ABDOMINAL SUPPORT HCPCS code E0960

- | | |
|----------------------------------|--|
| <input type="checkbox"/> MFUS | BP Monoflex, Underarm RLS S(3" x 15.5") \$195 |
| <input type="checkbox"/> MFUM | BP Monoflex, Underarm RLS M(4" x 18.25") \$195 |
| <input type="checkbox"/> MFUL | BP Monoflex, Underarm RLS L(4.5" x 21.5") \$195 |
| <input type="checkbox"/> MFCS | BP Monoflex, Center RLS S(2.5" x 15.5") \$195 |
| <input type="checkbox"/> MFCM | BP Monoflex, Center RLS M(3.25" x 18.25") \$195 |
| <input type="checkbox"/> MFCL | BP Monoflex, Center RLS L(3.5" x 21.5") \$195 |
| <input type="checkbox"/> PFLEX-M | PostureFlex Abdominal Support
Height 6.5", length 16" to 23" ⁽¹⁾ \$245 |
| <input type="checkbox"/> PFLEX-L | PostureFlex Abdominal Support
Height 7", length 20" to 32" ⁽¹⁾ \$245 |
| <input type="checkbox"/> QRTAB | Quad release tab for easy independent
application and removal of PostureFlex \$35 |

1. Only available on the E2 and E2 Deep Backs.

OTHER UPGRADABLE BACK OPTIONS

Cushion	Meshtex	4-Way Stretch Polyester	Infection Control	Onyx	Fusion
Contour	N/A	STD	N/A	\$100	N/A
High	STD	N/A	N/A	\$100	\$100
E2, Elite, Elite HD, Elite Deep	STD	N/A	\$100	N/A	N/A
E2, Elite TR, Elite TR HD	STD	N/A	\$100	N/A	N/A

- | | |
|----------------------------------|---|
| <input type="checkbox"/> EBSS | Super Soft Foam for Elite Back Upgrade. \$100 |
| <input type="checkbox"/> FFUHB | Fusion Fabric Upgrade for High Backs. \$100 |
| <input type="checkbox"/> OCUCB | Onyx Fabric Upgrade for Contour Backs. \$100 |
| <input type="checkbox"/> OCUHB | Onyx Fabric Upgrade for High Backs \$100 |
| <input type="checkbox"/> CHIEB | Chest Harness Interface Kit for Elite Back ⁽¹⁾⁽²⁾ \$95 |
| <input type="checkbox"/> CHIPB | Chest Harness Interface Kit for PB Back ⁽¹⁾⁽²⁾ \$45 |
| <input type="checkbox"/> E2CHI-S | Chest Harness Interface Kit for E2 Back for
14"-15" Backs ⁽¹⁾⁽²⁾ \$85 |
| <input type="checkbox"/> E2CHI-M | Chest Harness Interface Kit for E2 Back for
16"-20" Backs ⁽¹⁾⁽²⁾ \$85 |
| <input type="checkbox"/> E2BKB | Contoured anatomical PSIS/Sacrolumbar
Support. \$55 |

1. Does not include the chest strap.
2. This Interface Kit is only Required for 4 point harness

Ultra Low Maxx CG Power Positioning System

Rovi X3 Base

Dealer Name: _____

Dealer Account Number: _____

PO #: _____

Tag: _____

TILT ARMRESTS

Adult Dual Post

<input type="checkbox"/> DP1	9.75" - 12.75"	STD
<input type="checkbox"/> DP2	12.75" - 15.75"	STD
<input type="checkbox"/> DP3	15.75" - 18.75"	STD
<input type="checkbox"/> FP	Flat Pouch	STD
<input type="checkbox"/> GB	Glove Boxes	N/C
<input type="checkbox"/> OAL	Outback Arm Option Left	\$195
<input type="checkbox"/> OAR	Outback Arm Option Right	\$195

Ultra Rail Seat Mount Flip Back Cantilever MAXX Tilt Arm⁽¹⁾

<input type="checkbox"/> RMCAN	9" - 12.5"	\$488
<input type="checkbox"/> RMCAN2	11" - 14"	\$488
<input type="checkbox"/> DPM	Dual Post Module to RMCAN (pair)	\$250

Outback Cantilever Tilt Armrest

<input type="checkbox"/> OCTA1	9"-12"	\$488
<input type="checkbox"/> OCTA2	12"-15"	\$488
<input type="checkbox"/> OCTA2	6"-12"	\$488

Cantilver Arms for Endomorph Back Canes⁽¹⁾

<input type="checkbox"/> CAFEB	See page 4	STD
--------------------------------	------------	-----

1. Not available with Small Adult Sizes.

RECLINE ARMRESTS

Reclining Adjustable Height

<input type="checkbox"/> RC1	9.5"-13"	STD
<input type="checkbox"/> RC2	13"-16"	STD
<input type="checkbox"/> OAL	Outback Arm Option Left	\$195
<input type="checkbox"/> OAR	Outback Arm Option Right	\$195

Maxx Style Cane Mounted Height, Width, Angle Adj.

Cantilever Flip Back Armrests⁽¹⁾

<input type="checkbox"/> MCAN1	9.5"-13"	\$488
<input type="checkbox"/> MCAN2	12.5"-16"	\$488

Outback Cantilever Recline Armrest

<input type="checkbox"/> OCRA1	9"-12"	\$488
<input type="checkbox"/> OCRA2	12"-15"	\$488
<input type="checkbox"/> OCRA3	7" - 9"	\$488

Cane Mounted Height and Angle Adj.

Cantilver Flip Back Armrest⁽¹⁾

<input type="checkbox"/> CANQ1	9.5"-12"	\$488
<input type="checkbox"/> CANQ2	10"-13"	\$488
<input type="checkbox"/> CANQ3	13"-16"	\$488

Adult Dual Post On Recline

<input type="checkbox"/> DPOR1	9.75" - 12.75"	\$250
<input type="checkbox"/> DPOR2	12.75" - 15.75"	\$250
<input type="checkbox"/> DPOR3	15.75" - 18.75"	\$250
<input type="checkbox"/> FP	Flat Pouch	STD
<input type="checkbox"/> GB	Glove Boxes	N/C

1. Not available with Small Adult Sizes.

ARMREST TUBE LENGTH - PLEASE SPECIFY

<input type="checkbox"/> ATFL	Left Full	STD
<input type="checkbox"/> ATDL	Left Desk	STD
<input type="checkbox"/> ATFR	Right Full	STD
<input type="checkbox"/> ATDR	Right Desk	STD

ARMPADS⁽⁵⁾

Standard

<input type="checkbox"/> SAPFL	Left Full (2.25" x 14")	STD
<input type="checkbox"/> SAPDL	Left Desk (2.25" x 10")	STD
<input type="checkbox"/> SAPML	Left Mini (2.25" x 7")	STD
<input type="checkbox"/> SAPFR	Right Full (2.25" x 14")	STD
<input type="checkbox"/> SAPDR	Right Desk (2.25" x 10")	STD
<input type="checkbox"/> SAPMR	Right Mini (2.25" x 7")	STD

Waterfall Arm Pads⁽¹⁾

<input type="checkbox"/> WAPFL	Left Full (13")	\$50
<input type="checkbox"/> WAPDL	Left Desk (9")	\$50
<input type="checkbox"/> WAPFR	Right Full (13")	\$50
<input type="checkbox"/> WAPDR	Right Desk (9")	\$50

Modular Arm Pad - Left⁽²⁾

<input type="checkbox"/> MAPTFL	Left Tray Full (14")	\$55
<input type="checkbox"/> MAPTDL	Left Tray Desk (10")	\$55

Select Pad Insert below:

<input type="checkbox"/> ISSFL	Iskin - Integrated soft skin foam
<input type="checkbox"/> SCVFL	Startex Covered Visco foam

Modular Arm Pad - Right⁽²⁾

<input type="checkbox"/> MAPTFR	Right Tray Full (14")	\$55
<input type="checkbox"/> MAPTDR	Right Tray Desk (10")	\$55

Select Pad Insert below:

<input type="checkbox"/> ISSFR	Iskin - Integrated soft skin foam
<input type="checkbox"/> SCVFR	Startex Covered Visco foam

Flat Multi Position Arm Pads

<input type="checkbox"/> MPAFL	Left Full (14")	\$55
<input type="checkbox"/> MPADL	Left Desk (10")	\$55
<input type="checkbox"/> MPAML	Left Mini (7")	\$55
<input type="checkbox"/> MPAFR	Right Full (14")	\$55
<input type="checkbox"/> MPADR	Right Desk (10")	\$55
<input type="checkbox"/> MPAMR	Right Mini (7")	\$55

Gel Pads

<input type="checkbox"/> GAPNL	Narrow Left Desk (2" x 12")	\$75
<input type="checkbox"/> GAPNR	Narrow Right Desk (2" x 12")	\$75
<input type="checkbox"/> GAPWL	Wide Left Desk (3.5" x 12")	\$75
<input type="checkbox"/> GAPWR	Wide Right Desk (3.5" x 12")	\$75
<input type="checkbox"/> GAPLL	Long Left Full (3.5" x 14")	\$90
<input type="checkbox"/> GAPLR	Long Right Full (3.5" x 14")	\$90

Arm Troughs

<input type="checkbox"/> EATL	Ergonomic Arm Trough - Left HCPCS code E2209	\$85
<input type="checkbox"/> EATR	Ergonomic Arm Trough - Right HCPCS code E2209	\$85
<input type="checkbox"/> FHPL	Flat Hand Pad - Left ⁽³⁾ HCPCS code K0108	\$55
<input type="checkbox"/> FHPR	Flat Hand Pad - Right ⁽³⁾ HCPCS code K0108	\$55

Arm Pad Storage/Cup Holder⁽⁴⁾

<input type="checkbox"/> APSL	Left	\$295
<input type="checkbox"/> APSR	Right	\$295
<input type="checkbox"/> OAP	Omit Armpads(7/8" diameter tube)	(\$25)

1. Full length pad not compatible with the desk length armrest tube if using Ultra Rail mounted Tilt Arms.
2. Requires interchangeable pad insert.
3. Must order with ergonomic arm trough.
4. Not available on the joystick side, or with Outback Cantilever arms.
5. Full length arm pads used on the same side as the Joystick result in a "Back to Joystick" measurement of 20" minimum (24" including switch mounting)

Ultra Low Maxx CG Power Positioning System

Rovi X3 Base

Dealer Name: _____

Dealer Account Number: _____

PO #: _____

Tag: _____

ARM ADDUCTOR PAD⁽¹⁾⁽²⁾

<input type="checkbox"/> AADSL	Left Small (6" x 2.25")	\$100
<input type="checkbox"/> AADSR	Right Small (6" x 2.25")	\$100
<input type="checkbox"/> AADLL	Left Large (8.5" x 2.25")	\$100
<input type="checkbox"/> AADLR	Right Large (8.5" x 2.25")	\$100

1. Only available with Modular or Flat Multi Position Arm Pads.
2. 1" thick pad, unlimited fore/aft adjustment.

ELBOW BLOCKS

Left Elbow Block⁽¹⁾

Select Pad Size and Both Extensions:

<input type="checkbox"/> EBXL	Size XS (3.25" x 4.25")	\$195
<input type="checkbox"/> EBSL	Size S (3.5" x 5.25")	\$195
<input type="checkbox"/> EBML	Size M (3.75" x 5.75")	\$195
<input type="checkbox"/> EBLL	Size L (4.25" x 6.5")	\$195

<input type="checkbox"/> LV3	Left Vertical Extension 3"
<input type="checkbox"/> LV5	Left Vertical Extension 5"
<input type="checkbox"/> LH5	Left Horizontal Extension 5"
<input type="checkbox"/> LH7	Left Horizontal Extension 7"

Right Elbow Block⁽¹⁾

Select Pad Size and Both Extensions:

<input type="checkbox"/> EBXR	Size XS (3.25" x 4.25")	\$195
<input type="checkbox"/> EBSR	Size S (3.5" x 5.25")	\$195
<input type="checkbox"/> EBMR	Size M (3.75" x 5.75")	\$195
<input type="checkbox"/> EBLR	Size L (4.25" x 6.5")	\$195

<input type="checkbox"/> RV3	Right Vertical Extension 3"
<input type="checkbox"/> RV5	Right Vertical Extension 5"
<input type="checkbox"/> RH5	Right Horizontal Extension 5"
<input type="checkbox"/> RH7	Right Horizontal Extension 7"

1. Prevents arm from slipping.

ADDITIONAL ARM ACCESSORIES

<input type="checkbox"/> MACESL	Multi Axis Upper Extremity Support ⁽¹⁾ (each) Left Side	\$225
<input type="checkbox"/> MACESR	Multi Axis Upper Extremity Support ⁽¹⁾ (each) Right Side	\$225
<input type="checkbox"/> OAS2L	1" Offset Armrest Spacer Left(each)	\$125
<input type="checkbox"/> OAS2R	1" Offset Armrest Spacer Right(each)	\$125
<input type="checkbox"/> OAS1L	1/2" Offset Armrest Spacer Left(each)	\$125
<input type="checkbox"/> OAS1R	1/2" Offset Armrest Spacer Right(each)	\$125
<input type="checkbox"/> MPAPA	Adapter Block ⁽²⁾ (each) Quantity ()	\$35

1. Allows rotation of the armpad, only compatible with Gel Arm pad, Flat Arm pad or Ergonomic Arm Troughs.
2. Not available with Standard Arm Pads or Waterfall Arm Pads

MAXX LATERAL TRUNK SUPPORTS⁽¹⁾

Lateral Trunk Support Left HCPCS code E0956

<input type="checkbox"/> LATXL	Size XS (3.25" x 4.25")	\$100
<input type="checkbox"/> LATSL	Size S (3.5" x 5.25")	\$100
<input type="checkbox"/> LATML	Size M (3.75" x 5.75")	\$100
<input type="checkbox"/> LATLL	Size L (4.25" x 6.5")	\$100

Add:

<input type="checkbox"/> SALATL	MAXX Style Swing Away Hardware - Left ⁽²⁾ HCPCS code E1028	\$195
<input type="checkbox"/> ATLL	Additional Telescoping Link - Left ⁽³⁾	\$75

Lateral Trunk Support Right HCPCS code E0956

<input type="checkbox"/> LATXR	Size XS (3.25" x 4.25")	\$100
<input type="checkbox"/> LATSR	Size S (3.5" x 5.25")	\$100
<input type="checkbox"/> LATMR	Size M (3.75" x 5.75")	\$100
<input type="checkbox"/> LATLR	Size L (4.25" x 6.5")	\$100

Add:

<input type="checkbox"/> SALATR	MAXX Style Swing Away Hardware - Right ⁽²⁾ HCPCS code E1028	\$195
<input type="checkbox"/> ATLR	Additional Telescoping Link - Right ⁽³⁾	\$75

1. Comes standard with Fixed Mount Hardware. Not available with Matrix PB, PB Elite Deep, and PB Deep Backs.
2. Comes standard with 1" telescoping link which gives 0-2.75" medial offset.
3. The amount of offset available may be impacted by back thickness.

MATRIX FIXED LATERAL TRUNK SUPPORTS⁽¹⁾

HCPCS code E1028

<input type="checkbox"/> E2FLL	Matrix E2 Fixed Laterals-Left(6.5x5") ⁽²⁾	\$145
<input type="checkbox"/> E2FLR	Matrix E2 Fixed Laterals-Right(6.5x5") ⁽²⁾	\$145
<input type="checkbox"/> PBSSL	Matrix Small Lateral Fixed-Left (3x5.5")	\$100
<input type="checkbox"/> PBSSR	Matrix Small Lateral Fixed-Right (3x5.5")	\$100
<input type="checkbox"/> PBLSL	Matrix Standard Lateral Fixed-Left (7.5x5")	\$100
<input type="checkbox"/> PBLSR	Matrix Standard Lateral Fixed-Right (7.5x5")	\$100
<input type="checkbox"/> PBOLL	Matrix Offset Lateral Fixed Left (7.5x5")	\$110
<input type="checkbox"/> PBOLR	Matrix Offset Lateral Fixed Right (7.5x5")	\$110

1. Not available with Matrix PB, PB Elite Deep, and PB Deep Backs.
2. Only available with E2 backs.

MATRIX SWING AWAY LATERAL TRUNK SUPPORTS⁽¹⁾

Matrix Lateral Trunk Support Left HCPCS code E0956

<input type="checkbox"/> EPADXL	Size XS (3.25" x 4.25")	\$100
<input type="checkbox"/> EPADSL	Size S (3.5" x 5.25")	\$100
<input type="checkbox"/> EPADML	Size M (3.75" x 5.75")	\$100
<input type="checkbox"/> EPADLL	Size L (4.25" x 6.5")	\$100

Must select one option:

<input type="checkbox"/> SAHEBL	Matrix Elite Swing Away Hardware Left HCPCS code E1028	\$195
<input type="checkbox"/> OSAHL	Matrix Offset Elite Swing Away Hardware Left HCPCS code E1028	\$195

Matrix Lateral Trunk Support Right HCPCS code E0956

<input type="checkbox"/> EPADXR	Size XS (3.25" x 4.25")	\$100
<input type="checkbox"/> EPADSR	Size S (3.5" x 5.25")	\$100
<input type="checkbox"/> EPADMR	Size M (3.75" x 5.75")	\$100
<input type="checkbox"/> EPADLR	Size L (4.25" x 6.5")	\$100

Must select one option:

<input type="checkbox"/> SAHEBR	Matrix Elite Swing Away Hardware Right HCPCS code E1028	\$195
<input type="checkbox"/> OSAHR	Matrix Offset Elite Swing Away Hardware Right HCPCS code E1028	\$195

1. Not available with Matrix PB, PB Elite Deep, and PB Deep Backs.

Ultra Low Maxx CG Power Positioning System

Rovi X3 Base

Dealer Name: _____

Dealer Account Number: _____

PO #: _____

Tag: _____

HIP AND KNEE SUPPORTS

Lateral Hip Support Left HCPCS code E0953

- HSPXLH Size XS (5.5" W x 4" H) \$120
- HSPSMLH Size S/M (7" W x 4" H) \$120
- HSPSLH Size S (7" W x 6" H) \$120
- HSPMLH Size M (9" W x 4" H) \$120
- HSPLLH Size L (13" W x 4" H) \$120

Lateral Hip Support Right⁽¹⁾ HCPCS code E0953

- HSPXRH Size XS (5.5" W x 4" H) \$120
- HSPSMRH Size S/M (7" W x 4" H) \$120
- HSPSRH Size S (7" W x 6" H) \$120
- HSPMRH Size M (9" W x 4" H) \$120
- HSPLRH Size L (13" W x 4" H) \$120

Lateral Knee Support Left⁽¹⁾ HCPCS code E0953

- HSPXLK Size XS (5.5" W x 4" H) \$120
- HSPSMLK Size S/M (7" W x 4" H) \$120
- HSPSLK Size S (7" W x 6" H) \$120
- HSPMLK Size M (9" W x 4" H) \$120
- HSPLLK Size L (13" W x 4" H) \$120

Lateral Knee Support Right⁽¹⁾ HCPCS code E0953

- HSPXRK Size XS (5.5" W x 4" H) \$120
- HSPSMRK Size S/M (7" W x 4" H) \$120
- HSPSRK Size S (7" W x 6" H) \$120
- HSPMRK Size M (9" W x 4" H) \$120
- HSPLRK Size L (13" W x 4" H) \$120

Add Removable Hardware:

MAXX Style Quick Release, Multi-Axis Mounting

Hardware for Hip Supports HCPCS code E1028

- MHSHLH Left mounted at Hip \$215
- MHSHLK Left mounted at Knee \$215
- MHSHRH Right mounted at Hip \$215
- MHSHRK Right mounted at Knee \$215

Swing Away Hardware for Hip Supports HCPCS code E1028

- SHSHLH Left mounted at Hip \$215
- SHSHLK Left mounted at Knee \$215
- SHSHRH Right mounted at Hip \$215
- SHSHRK Right mounted at Knee \$215

Extended Maxx Style Quick Release, Multi-Axis Mounting

Hardware for Hip Supports⁽²⁾ HCPCS code E1028

- EMQHLH Left mounted at Hip \$215
- EMQHLK Left mounted at Knee \$215
- EMQHRH Right mounted at Hip \$215
- EMQHRK Right mounted at Knee \$215

Lift Off Hardware for Hip Support

(Hip Position Only) HCPCS code E1028

- LOHL Left \$195
- LOHR Right \$195

1. Comes standard with Fixed Mount Hardware.

2. Recommended when finished seat cushion thickness will be greater than 3.5" high.

POWER CENTER MOUNT FOOT PLATFORM

MUST BE COMPLETED	<i>Measurement in Inches</i>
<i>Knee to Heel:</i>	
<i>Cushion Thickness: (Subtract)</i>	
<i>Cushion Compression: (Add)</i>	
<i>Seat Pan to Footplate: (Total)</i>	

LNx Power Center Mount Foot Platform HCPCS code E1012

- LN_X 9" Articulation⁽¹⁾⁽²⁾ \$2,995
 - LSPTF1 10" - 14" Seat pan to footplate
 - LSPTF2 13" - 19" Seat pan to footplate
- LN_XA 6" Articulation⁽¹⁾⁽²⁾⁽⁶⁾ \$2,995
 - LASPTF2 10" - 14" Seat pan to footplate

Options:

- LIFP Rubber Coated Footplate 11.5" W x 10" D STD
- LICP Individual calf pads STD
- OPCP One Piece Malleable Calf Panel⁽³⁾ \$250
- LNXPF Plantar Flex Option for LN_X Foot platform⁽⁴⁾ \$250

Latitude Style Foot Platform

- LSFP Latitude Style Foot Platform⁽⁵⁾ \$2,995
For finished knee to heel measurements of 6.5"-12"
- LSPFP Latitude Style Padded Foot Plate \$250

1. 3" ground clearance required.

2. Only available on adult range seat systems 16" deep or greater.

For shorter seat depths call Customer Service for other options.

3. Not available with Plantar Flex Option for LN_X Foot platform, or with LN_XA.

4. Only available with Foot Platform Options.

5. Not available with XRO and XRO-E.

6. For clients under 4' only.

MANUAL ELEVATING CENTER MOUNT LEGREST

- MECML Manual Elevating Center Mount Legrest
With Plantar Flex \$595

Select legrest set up position:

- 90SU Set at 90° (elevating range 90-40°) STD
- 110TU Tucked at 110° (elevating range 110-60°)⁽¹⁾ N/C

Rubber Coated Footplate:

- MRCP Rubber coated footplate 11.5" W x 10" D \$165

Select seat pan to footplate for Rubber Coated Footplate

- CSPTF1 11.5" - 15" N/C
- CSPTF2 14" - 19" N/C

Individual Footplates:

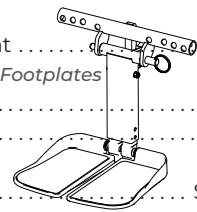
- IFSL Small - (5" x 7.5" deep) - Left \$165
- IFSR Small - (5" x 7.5" deep) - Right \$165
- IFML Medium - (5.5" x 9.5" deep) - Left \$165
- IFMR Medium - (5.5" x 9.5" deep) - Right \$165
- IFLL Large - (6" x 11.5" deep) - Left \$165
- IFLR Large - (6" x 11.5" deep) - Right \$165

Select seat pan to footplate for Individual Footplates

- CSPTF3 9.5" - 14.5" N/C
- CSPTF4 12" - 19" N/C

Optional:

- CICP Individual calf pads \$200



1. Not available on seat depths 16", 17".

Ultra Low Maxx CG Power Positioning System

Rovi X3 Base

Dealer Name: _____

Dealer Account Number: _____

PO #: _____

Tag: _____

STANDARD FRONT RIGGING

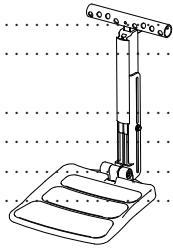
- FCMP Fixed Center Mount Platform⁽¹⁾ N/C
- FIFP Comes with a rubber coated footplate
11.5" W x 10" D N/C

Select seat pan to footplate:

- FSPTF1 9" - 13" N/C
- FSPTF14 13" -19" N/C

Set at:

- FSA70 Set at 70° N/C
- FSA83 Set at 83° N/C
- FSA90 Set at 90° N/C
- FSA97 Set at 97° N/C



- I70SAF Invacare 70° Swingaway Footrests (pair) N/C
- I70-CF Comes with composite foot plates. N/C

1. 3" ground clearance required

MANUAL CENTER MOUNT FRONT RIGGING

- MSFCMFP Maxx Style Fixed Center Mount
Foot Platform⁽¹⁾⁽²⁾ \$395

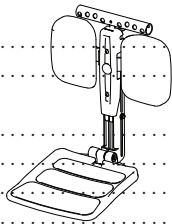
- MIFP Comes with a rubber coated footplate
11.5" W x 10" D N/C
- MICP Comes standard with individual calf pads N/C

Select seat pan to footplate:

- MSPTF1 9" - 13" N/C
- MSPTF14 13" -19" N/C

Set at:

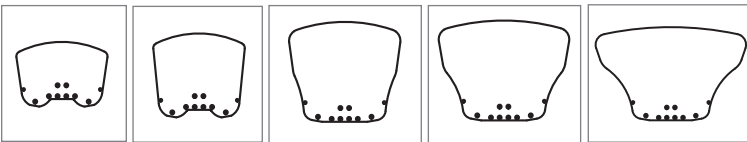
- MSA70 Set at 70° N/C
- MSA83 Set at 83° N/C
- MSA90 Set at 90° N/C
- MSA97 Set at 97° N/C



1. Depth adjustable, and easy slide adjustment for seat pan to foot plate extension.

2. 3" ground clearance required.

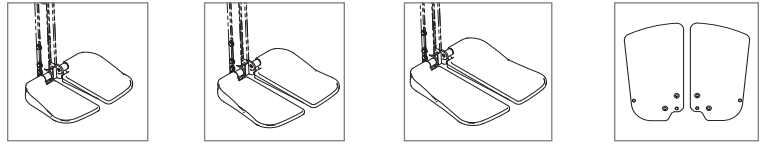
FOOT PLATFORM OPTIONS FOR FIXED/LNX CMFP



- SFFP Small Foot Platform (12"w x 8.5"d) \$180
- MFFP Medium Platform (12"w x10.75"d) \$180
- LFFP Large Platform (14.5"w x13"d) \$250
- XLFFP Extra Large Platform (17"w x13"d) \$250
- XXLFFP Extra Extra Large Platform (21"w x13"d) \$250

1. May need to adjust leg position to avoid interference with front casters

INDIVIDUAL FOOT PLATES FOR FIXED/LNX CMFP



- IFSL Small (5" W x 7.5" D) - Left \$165
- IFSR Small (5" W x 7.5" D) - Right \$165
- IFML Medium (5.5" W x 9.5" D) - Left \$165
- IFMR Medium (5.5" W x 9.5" D) - Right \$165
- IFLL Large (6" W x 11.5" D) - Left \$165
- IFLR Large (6" W x 11.5" D) - Right \$165

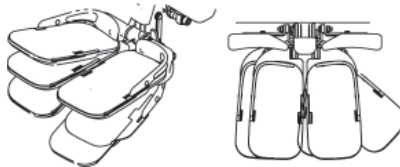
Add:

- TSSL Left Toe Strap Small 6.5" \$125
- TSSR Right Toe Strap Small 6.5" \$125
- TSML Left Toe Strap Medium 8.5" \$125
- TSMR Right Toe Strap Medium 8.5" \$125
- TSLL Left Toe Strap Large 10.5" \$125
- TSLR Right Toe Strap Large 10.5" \$125

- MFOL Multi-Axis Footplate (6"W x 10"D) - Left \$225
- MFOR Multi-Axis Footplate (6"W x 10"D) - Right \$225

1. Foot plates may interfere with casters in certain configurations

MAXX INDEPENDENT ADJUSTABLE POSITIONING



- 5.5" - 6" WIDTH ADJUSTMENT
- 9.5" - 11.5" DEPTH ADJUSTMENT
- UP TO 9° ADDUCTION
- UP TO 45° ABDUCTION

- MPFPL Maxx Independent Adjustable Positioning
Foot plate⁽¹⁾ - Left \$200
- MPFPR Maxx Independent Adjustable Positioning
Foot plate⁽¹⁾ - Right \$200
- MTSL Left Toe Strap (each) HCPCS code E0952 \$35
- MTSR Right Toe Strap (each) HCPCS code E0952 \$35

1. Foot plates may interfere with casters in certain configurations.

Ultra Low Maxx CG Power Positioning System

Rovi X3 Base

Dealer Name: _____

Dealer Account Number: _____

PO #: _____

Tag: _____

MAXX STYLE POWER ELEVATING LEGRESTS

MSPPL MAXX Swing Away Power Elevating⁽¹⁾ HCPCS code E1010 \$2,490

Select Power Legrest Function:

INDA Individual Movement N/C
 COMA Combined Movement N/C
 SYNA Synchronized/Recline Movement N/C

Select Receivers:

MRS Straight Receivers N/C
 MRF Flared 1" Outward Receivers N/C
 MRF2 Flared 2" Outward Receivers \$250

Select Seat Pan to Footplate:

PSPTF5 Length: 10"-14" N/C
 PSPTF2 Length: 13"-17" N/C
 PSPTF7 Length: 16"-20" N/C

Optional:

PMCP Moulded I-Skin Calf Pads STD
 PFCPMS Flat Calf Pad Option (pair) \$275
 PCCPMS Curved Calf Pad Option⁽²⁾ (pair) \$275

1. Must choose footplate on page 15.
2. Not available on 14 and 15" seat widths. For 16" and 17" seat widths you must select flared receivers.

MAXX STYLE MANUAL ELEVATING LEGRESTS

MMPPSA MAXX Swing Away Manual Elevating⁽¹⁾ HCPCS code E0990 \$680

Select Receivers:

ERS Straight Receivers N/C
 ERF Flared 1" Outward Receivers N/C
 ERF2 Flared 2" Outward Receivers \$250

Select Seat Pan to Footplate:

ESPTF5 Length: 10"-14" N/C
 ESPTF2 Length: 13"-17" N/C
 ESPTF7 Length: 16"-20" N/C

Optional:

EMCP Moulded I-Skin Calf Pads STD
 EFCPMS Flat Calf Pad Option (pair) \$275
 ECCPMS Curved Calf Pad Option⁽²⁾ (pair) \$275

1. Must choose footplate on page 15.
2. Not available on 14 and 15" seat widths. For 16" and 17" seat widths you must select flared receivers.

SWING AWAY LEGREST

HD70 Heavy Duty 70° Swing Away Footrest(pair)⁽¹⁾⁽²⁾ . \$495

Select Receivers:

RS Straight Receivers N/C
 RF Flared 1" Outward Receivers N/C
 RF2 Flared 2" Outward Receivers \$250

Select Seat Pan to Footplate:

HSPTF11 Length: 6"-10" N/C
 HSPTF8 Length: 10"-14" N/C
 HSPTF2 Length: 12"-16" N/C
 HSPTF7 Length: 15"-19" N/C

Options:

HD70FCP Flat Calf Pad Option (pair) \$275
 HD70CCP Curved Calf Pad Option⁽³⁾ (pair) \$275

I70SAFT Invacare 70° Swingaway Footrests \$325
 I70-CFT Comes with composite foot plates N/C

RLSL Residual Limb Support - Left (8.5" x 6")⁽⁴⁾
HCPCS code E1020 \$495

RLRS Residual Limb Support - Right (8.5" x 6")⁽⁴⁾
HCPCS code E1020 \$495

1. Must choose footplate on page 15.
2. Heavy duty durable construction (4.5lbs ea.).
3. Not available on 14 and 15" seat widths. For 16" and 17" seat widths you must select flared receivers.
4. Swing away and removable, 50° of angle adjustment, 4.5" height adjustment, 3" horizontal and 2" of for/aft adjustment.

DUAL FRONT RIGGING ADAPTOR⁽¹⁾

DFRA Dual Front Rigging Receivers \$450

1. Must purchase each set of front rigging separately. Not available on no charge front rigging options.

Ultra Low Maxx CG Power Positioning System

Rovi X3 Base

Dealer Name: _____


Dealer Account Number: _____

PO #: _____

Tag: _____

FOOTPLATES - SWING AWAY/ELEVATING LEGRESTS⁽¹⁾

HCPCS code K0040

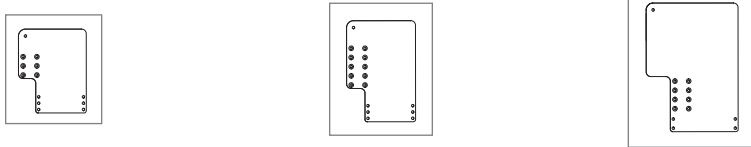


Angle Adjustable Footplates

- AFSL Left Small Footplate (4.25"W x 8"D) \$165
- AFSR Right Small Footplate (4.25"W x 8"D) \$165
- AFML Left Medium Footplate (5.25"W x 8"D) \$165
- AFMR Right Medium Footplate (5.25"W x 8"D) \$165
- AFLL Left Large Footplate (6.25"W x 8"D) \$165
- AFLR Right Large Footplate (6.25"W x 8"D) \$165
- AFXL Left Extra Large Footplate (9"W x 11"D) \$165
- AFXR Right Extra Large Footplate (9"W x 11"D) \$165

Multi-Axis Adjustable Angle Footplates

- MFSL Left Small Footplate (4.25"W x 8"D) \$225
- MFSR Right Small Footplate (4.25"W x 8"D) \$225
- MFML Left Medium Footplate (5.25"W x 8"D) \$225
- MFMR Right Medium Footplate (5.25"W x 8"D) \$225
- MFLL Left Large Footplate (6.25"W x 8"D) \$225
- MFRL Right Large Footplate (6.25"W x 8"D) \$225
- MFXL Left Extra Large Footplate (9"W x 11"D) \$225
- MFXR Right Extra Large Footplate (9"W x 11"D) \$225



Cut Out Angle Adjustable Footplates

- AFCSL Left Small Footplate (7.25"W x 9"D) \$165
- AFCSR Right Small Footplate (7.25"W x 9"D) \$165
- AFCML Left Medium Footplate (7.5"W x 11"D) \$165
- AFCMR Right Medium Footplate (7.5"W x 11"D) \$165
- AFCLL Left Large Footplate (10"W x 14"D) \$165
- AFCLR Right Large Footplate (10"W x 14"D) \$165

Cut Out Multi-Axis Adjustable Angle Footplates

- MFCSL Left Small Footplate (7.25"W x 9"D) \$225
- MFCSR Right Small Footplate (7.25"W x 9"D) \$225
- MFCML Left Medium Footplate (7.5"W x 11"D) \$225
- MFCMR Right Medium Footplate (7.5"W x 11"D) \$225
- MFCLL Left Large Footplate (10"W x 14"D) \$225
- MFCLR Right Large Footplate (10"W x 14"D) \$225

¹ Certain footplate sizes may not fit all seat widths depending on legrests selected.

HEEL LOOPS, CUPS AND TOE STRAPS

- HLL Left Heel Loop (each) HCPCS code E0951 \$20
- HLR Right Heel Loop (each) HCPCS code E0951 \$20
- HCL Left Cup Loop (each) HCPCS code E0951 \$20
- HCR Right Cup Loop (each) HCPCS code E0951 \$20
- TSL Left Toe Strap (each) HCPCS code E0952 \$20
- TSR Right Toe Strap (each) HCPCS code E0952 \$20

CALF STRAPS AND CALF PANELS⁽¹⁾

- CSM Body Point Airmesh Calf Strap for Chairs
15"-18" wide with 3.5" H Pad⁽¹⁾ \$150
- CSL Body Point Airmesh Calf Strap for Chairs
18"-22" wide with 3.5" H Pad⁽¹⁾ \$150
- CPM Body Point Airmesh Calf Panel for Chairs
15"-18" wide with 35.5" W x 9" H Pad⁽¹⁾ \$220
- CPL Body Point Airmesh Calf Panel for Chairs
18"-22" wide with 38.5" W x 9" H Pad⁽¹⁾ \$235

¹ Not available for Center Mounted Front Rigging.

STANDARD FRONT RECEIVERS

- PHDR Pride HD Drop-in Receivers Only N/C
- PSAR Pride Style #8 Swing Away Receivers Only N/C
- IAR Invacare 70° Swing Away Receivers Only N/C
- Q70R Quickie 70° Swing Away Receivers Only N/C
- Q70HDR Quickie 70HD Swing Away Receivers Only N/C

Ultra Low Maxx CG Power Positioning System

Rovi X3 Base

Dealer Name: _____

Dealer Account Number: _____

PO #: _____

Tag: _____

SINGLE-DUAL FUNCTION ELECTRONICS

- SFCB Single/Dual Function Electronics⁽¹⁾ STD
- Select Switch:
 - SPBSO Single Push Button
 - STO Single Toggle
 - DPBO Dual Push Button
 - OSO Omit Switch
- Optional:
 - RDE Reduced Drive for Elevating Seat⁽²⁾ \$400

- SFCBA Single/Dual Function Drive Control⁽¹⁾
- HPCPS code E2310 \$1,795
- Optional:
 - RDES Reduced Drive for Elevating Seat⁽²⁾ \$400

- DFCBD Dual Function Through Drive Control⁽¹⁾
- HPCPS code E2311 \$2,495
- Optional:
 - RDED Reduced Drive for Elevating Seat⁽²⁾ \$400

1. These electronics include drive lock-out and tilt limit.
 2. If reduced drive is not selected the system will be in drive lock-out when elevated.

MULTI- FUNCTION ELECTRONICS

- MFCBS Multi-Function through Switch⁽¹⁾ N/C
- Select Switch:
 - QPBO Quad Push Button N/C
 - FWT Four-Way Toggle Switch \$150
 - EWR 8-Way Rocker \$205
- Optional:
 - RDEM Reduced Drive for Elevating Seat⁽²⁾ \$400

- MFCBD Multi-Function M610 Through Drive Control⁽¹⁾ HPCPS code E2311 \$2,995
- Includes reduced drive for Elevating Seat

1. These electronics include attendant control, drive lock-out, tilt/recline limit and actuator speed control.
 2. If reduced drive is not selected system will be in drive lock-out when elevated.

ELECTRONIC SWITCH MOUNTING

- ESML Left Side (Armpad)
- ESMR Right Side (Armpad)
- ESMJL Joystick Left (Mounts to Joystick Bracket)
- ESMJR Joystick Right (Mounts to Joystick Bracket)
- ESMD Do not mount

ELECTRONICS OPTIONS

Additional Switches⁽⁴⁾

- SPBSA Single Push Button \$150
- STA Single Toggle Switch⁽³⁾ \$150
- DPBA Dual Push Button⁽³⁾ \$150
- QPBA Quad Push Button⁽¹⁾⁽³⁾ \$150
- FWTA Four-Way Toggle Switch⁽¹⁾⁽³⁾ \$150
- EWRA 8-Way Rocker⁽¹⁾⁽³⁾ \$205
- TWRA 10-Way Rocker⁽¹⁾⁽³⁾ \$205
- EWPA 8-Way Push Button⁽¹⁾⁽³⁾ \$255
- 10WA 10-Way Switch⁽¹⁾⁽³⁾ \$255
- ASL320R ASL Pulse Mechanical Switch - Red \$125
- ASL320G ASL Pulse Mechanical Switch - Green \$125
- ASL320BK ASL Pulse Mechanical Switch - Black \$125
- SESG Stealth Egg Switch - Green \$135
- SESB Stealth Egg Switch - Black \$135
- FTSQ Feather Touch - Single Quarter Size \$295
- FTMD Feather Touch - Dual Dime Size⁽¹⁾⁽³⁾ \$295
- FTMQ Feather Touch - Quad Dime Size⁽¹⁾⁽³⁾ \$295

Specify Use for Additional Switch:

- STG Seating
- JM Joystick Mode⁽²⁾
- JOO Joystick On/Off⁽²⁾

Specify Mounting for Additional Switch:

- ESMLA Left Side (Armpad)
- ESMRA Right Side (Armpad)
- ESMJLA Joystick Left (Mounts to Joystick Bracket)
- ESMJRA Joystick Right (Mounts to Joystick Bracket)
- ESMDA Do not mount

Miscellaneous

- S46R Single to Dual Switch Adapter \$265
- Allows for dual use of a single switch
- M616S M616 Converter⁽¹⁾ HPCPS code E2399 \$125
- Allows up to 4 mono phono switches into Multi-Function box
- LJS Lazarus Jump Starter HPCPS code A9270 \$150
- APPS Accessory Port Power Supply⁽¹⁾ (3 amp capacity) \$195
- TPSMH 12 Piece Switch Mounting Hardware Kit (additional kits) \$39

1. Not available with Single-Dual Function Electronics.
 2. Not available with Joysticks D50677, D50680, D51108, D51122S
 3. Not available for Joystick Mode or Joystick On/Off. Must Select Seating (STG)
 4. If system requires more than (1) Additional Switch, please contact customer service.

Ultra Low Maxx CG Power Positioning System

Rovi X3 Base

Dealer Name: _____

Dealer Account Number: _____

PO #: _____

Tag: _____

ARTICULATING TRAYS⁽¹⁾

- USAT Universal Style Articulating Tray \$1,350
14"W x Adjustable 6"-10"D
- Add:
- TMA Trilogly Mounting Adapter \$50
- AVT Articulating Vent (LTV) Tray \$1,350
- AVBH Articulating Vent Bag Holder⁽²⁾ \$1,350
- Add:
- ABMC Accessory Bag Mounting and Clips \$100

1. The user weight limit is 225 lbs. The maximum weight capacity of the vent tray is 35 lbs. Vents are not standard configuration on Elevating or Precline Systems or with Single Post Backs. Not available with XRO and XROE.
2. Motion Concepts does not supply the Vent Bag.

GIMBAL VENT TRAYS⁽¹⁾

- GUT Gimbal Universal Tray \$1,350
14"W x Adjustable 6"-10"D
- Add:
- GTMA Trilogly Mounting Adapter \$50
- GVT Gimbal Vent (LTV) Tray \$1,350
- GVBH Gimbal Vent Bag Holder⁽²⁾ \$1,350
- Add:
- GABMC Accessory Bag Mounting and Clips \$100

1. The Gimbal Vent Trays are not available with Tilt Only and/or Elevate Only Systems. The user weight limit is 200 lbs. Vents are not standard configuration on Elevating or Precline Systems or with Single Post Backs. The maximum weight capacity of the vent tray is 20 lbs. Not available with XRO and XROE.
2. Motion Concepts does not supply the Vent Bag.

O2 HOLDERS⁽¹⁾

- NAO2H Non-Articulating O2 Gas Holder \$395
- AOHG Articulating O2 Gas Holder Cylinder Style⁽²⁾⁽³⁾ . \$1,250
- AOHL Articulating Liquid O2 Holder (6.5" x 4.5")⁽²⁾⁽³⁾ . \$1,250
- NA1PL Non-Articulating IV Pole User's Left⁽⁴⁾ \$395
- NA1PR Non-Articulating IV Pole User's Right⁽⁴⁾ \$395
- AIVP Articulating IV Pole⁽²⁾⁽³⁾⁽⁴⁾ \$1,250

1. The user weight limit is 225 lbs. The maximum weight capacity of the O2 holder is 20 lbs. Not available with XRO and XROE.
2. Required for use on Recline Systems
3. Articulating O2 Holders are not standard configuration on Elevating or Precline Systems or with Single Post Backs.
4. The maximum weight capacity of the IV pole is 5 lbs.

VENTILATOR INFORMATION

Required when ordering a Vent Tray

- BIB Built in battery
- DTSVPS Dealer to supply vent power source

REAR STORAGE BASKET⁽¹⁾⁽²⁾

- RSB Removable Rear Storage Basket \$1,295
Exterior dimensions: 18"W x 6"H x 7"D
Interior dimensions: 17.8"W x 6"H x 6.8"D
Interior capacity: 3 gallon
Max Load: 20 lbs

1. Tall items extending beyond the basket's height may be damaged upon tilting.
2. Not available with XRO, XROE brackets

ACCESSORIES

- MUSB Motion Dual USB Charger N/C
- UCH Universal Cup Holder⁽¹⁾⁽⁵⁾ \$35
- SPH Smart Phone Holder⁽¹⁾ \$50
- PH X-Grip Phone Holder \$75
- AMC Accessory Mount with Clip (QTY ____) ⁽²⁾ \$50
- CRVMR Rear View Mirror Right Mounted \$45
- CRVML Rear View Mirror Left Mounted \$45
- TAG571850 Wheelchair Cover⁽²⁾ \$105
- HK Hydration Kit⁽²⁾ \$250
- MUB Medical Utility Bag w/ Mounting Hardware \$250
- THS Transfer Handles 4" - 6.5" \$350
- THL Transfer Handles 9" - 11.5" \$350
- FFLTL Flip and Fold Away 1/2 Lap Tray
Left Mounting(14"W x 10"D)⁽²⁾⁽³⁾⁽⁴⁾ \$795
- FFLTR Flip and Fold Away 1/2 Lap Tray
Right Mounting(14"W x 10"D)⁽²⁾⁽³⁾⁽⁴⁾ \$795
- CFH Flag Holder ⁽²⁾ \$65
 - Left Mount
 - Right Mount
- CSCC Cane and Crutch Holder \$395
 - Left Mount
 - Right Mount

1. Not available with OMNI2
2. Not available with XRO, XROE brackets
3. Not available on joystick side and only available with a flat arm pad or modular arm pad. Not available with Outback Cantilever Arms.
4. The maximum weight capacity of the tray is 10 lbs.
5. Not available on the joystick side

BATTERIES

- M34 SLD G MK Group 34 Battery (ea) Quantity()
HCPCS code E2359 \$305
- M50-12 SLD M MK Group 50 Battery (ea) Quantity()
HCPCS code E2361 \$245

INSTALLATION

- MBI Motion Concepts Installation⁽¹⁾ N/C

1. Batteries may be required if items on Accessories order form are selected at time of installation, please call to confirm.

NOTES

RETAIL \$ _____

SUBMIT

PRINT FORM

SAVE

CLEAR FORM